

# SERIES: iDISCOVERED

WITH TOME HRISTOVSKI



LEARN HOW TO ORGANIZE YOUR  
REMOTE TEAM EFFICIENTLY  
USING ATlassian TOOLS

**iINTERWORKS**

## TABLE OF CONTENTS

HOW TO BE MORE EFFICIENT

ATlassian TOOLS

MAIN USAGE OF THE TOOLS

KEY FEATURES OF THE TOOLS

This article is based on the webinar  
held on 24.03 on YouTube.

**iINTERWORKS**

01

## ORGANIZE YOUR REMOTE TEAM EFFICIENTLY USING ATlassian

Working from home can be challenging especially if it is for a longer period of time. It is hard to keep track of everyone's tasks, organize the teams, share knowledge and documents and motivate people to work like they are at the office. So, how to organize your remote team efficiently using Atlassian tools? How to handle teams during pandemic?

We know that in today's competitive and dynamic business environment, software development is increasingly driven by the focused needs of customers and businesses, both of whom require rapid response to their requirements.

InterWorks has been an Atlassian partner since 2016 and works on organizing teams efficiently all the time. But is your company using these kinds of tools?

**iINTERWORKS**

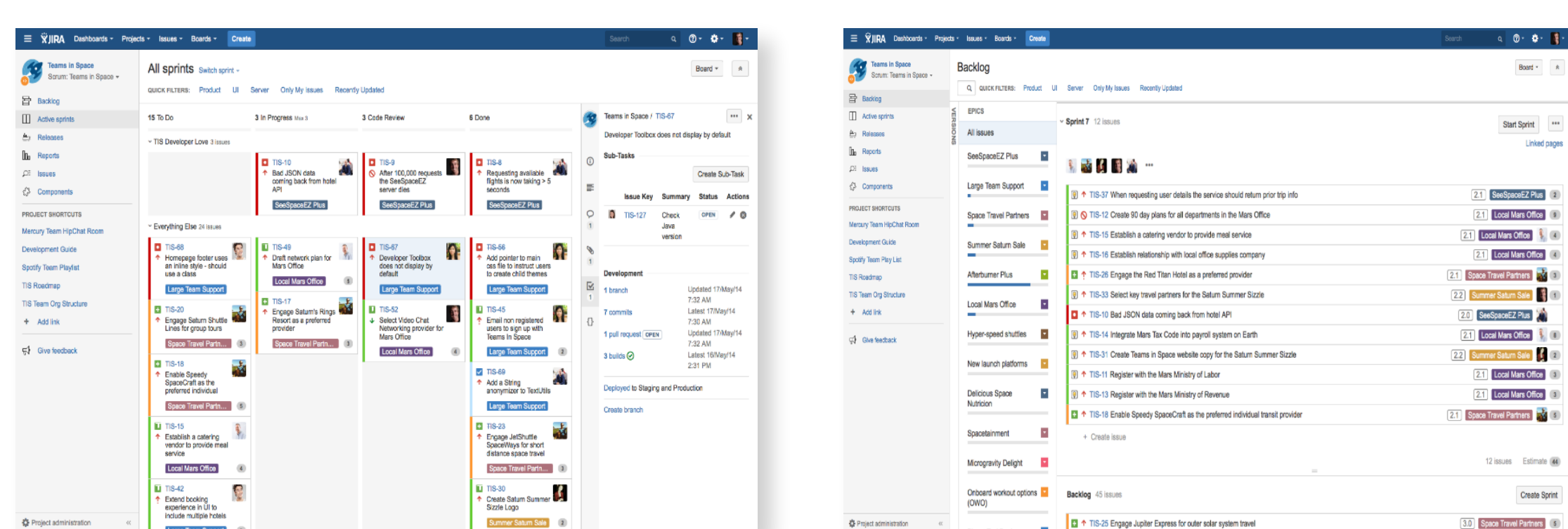
02

## JIRA SOFTWARE

The **Jira Software** was born out of this need to create an easy way of working and managing projects that would enable a more agile and a more responsive organization.

In other words, Jira is an issue and task management platform that allows teams to easily manage their work throughout the entire lifecycle, starting from analysis, planning, developing, testing and supporting projects.

Jira Software is specifically designed for software development teams, and the tool allows you to coordinate and supervise your team.





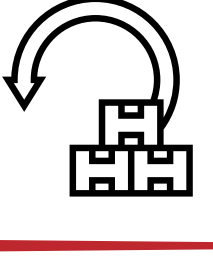


**iINTERWORKS**

03

## WHY JIRA?

Very simple, if you want to stay on track as you plan, develop, and deliver highly quality products, then Jira Software is definitely the right choice.

There are several reasons why this tool is the right one:

-  Visibility into your projects
-  Flexible backlog prioritization
-  Customizable agile boards for every project
-  Out-of-the-box reporting
-  Customizable dashboards

**iINTERWORKS**



Integration with popular tools

The #1 software development tool used by agile teams

Tool for planning, tracking, and releasing great software

Leader in Gartner's Magic Quadrant for Enterprise Agile Planning Tools

## JIRA SOFTWARE'S MAIN USAGE

Jira Software is built for every member of your team, the main usage of this tool is focused on planning, tracking, releasing and reporting. With Jira you can easily create user stories and issues, plan sprints, and distribute tasks across your team.

In Jira you can also prioritize and discuss your team's work in full context with complete visibility and transparency. About the Releases in Jira, you can easily track them and ship with confidence, the information you have is always up-to-date.

Jira also has a powerful reporting system that can improve your team's performance based on real-time, visual data that you can put to use.



## JIRA SOFTWARE'S KEY FEATURES AND BENEFITS

Jira Software has 4 key features that make the tools it offers different from the other tools on the market:

**SCRUM BOARDS**  
With the Scrum boards, the agile teams can stay focused on delivering iterative and incremental value, as fast as possible, with customizable Scrum boards

**KANBAN BOARDS**  
Flexible Kanban boards that give your team full visibility into what's next so you can continuously deliver maximum output in minimal cycle time

**ROADMAPS**  
Sketch out the big picture, communicate plans with stakeholders, and ensure your roadmap connects to your team's work - all in a few clicks in Jira Software Cloud

**AGILE REPORTING**  
Teams have access to more than a dozen out-of-the-box reports with real-time, actionable insights into how their team is performing sprint over sprint

Jira can be integrated with the tools that you are already using, like Confluence, Bitbucket and hundreds of other developer tools.

There are a lot of benefits using Jira Software, but we will focus only on the core ones:

Moves work forward from anywhere, you can track and manage projects in real time

Jira is very easy to customize, in Jira you have the freedom to create your own workflow and create a process as per your need

Real time tracking and powerful reporting systems

Easily integrated with external systems and applications

Jira's functionalities can be greatly increased by its plugins and addons

## JIRA SOFTWARE PLANS AND PRICES IN THE CLOUD

Simple plans hosted in the cloud

Free	Standard	Premium
<b>USD 0</b> per user/month up to 10 users <a href="#">Get started</a> Free forever No obligation	<b>USD 7</b> per user/month 11-100 users <a href="#">Start trial</a> Free for 7 days No credit card needed <a href="#">Learn more</a>	<b>USD 14</b> per user/month 101-1000 users <a href="#">Start trial</a> Free for 7 days No credit card needed <a href="#">Learn more</a>

On this page you can find the simple plans and prices for the Jira Software tool. There is a completely free version of this tool for 10 users without any obligations. This plan is ideal for small teams, so you can try it out.

With this free version you are getting:

User limit up to 10 users

2 GB storage

Scrum and Kanban boards

Agile reporting

Roadmaps

Single project automation

Access to Free features

Community Support

Customizable workflows



CONFLUENCE

**Confluence** is a content collaboration tool used to help teams collaborate and share knowledge efficiently.

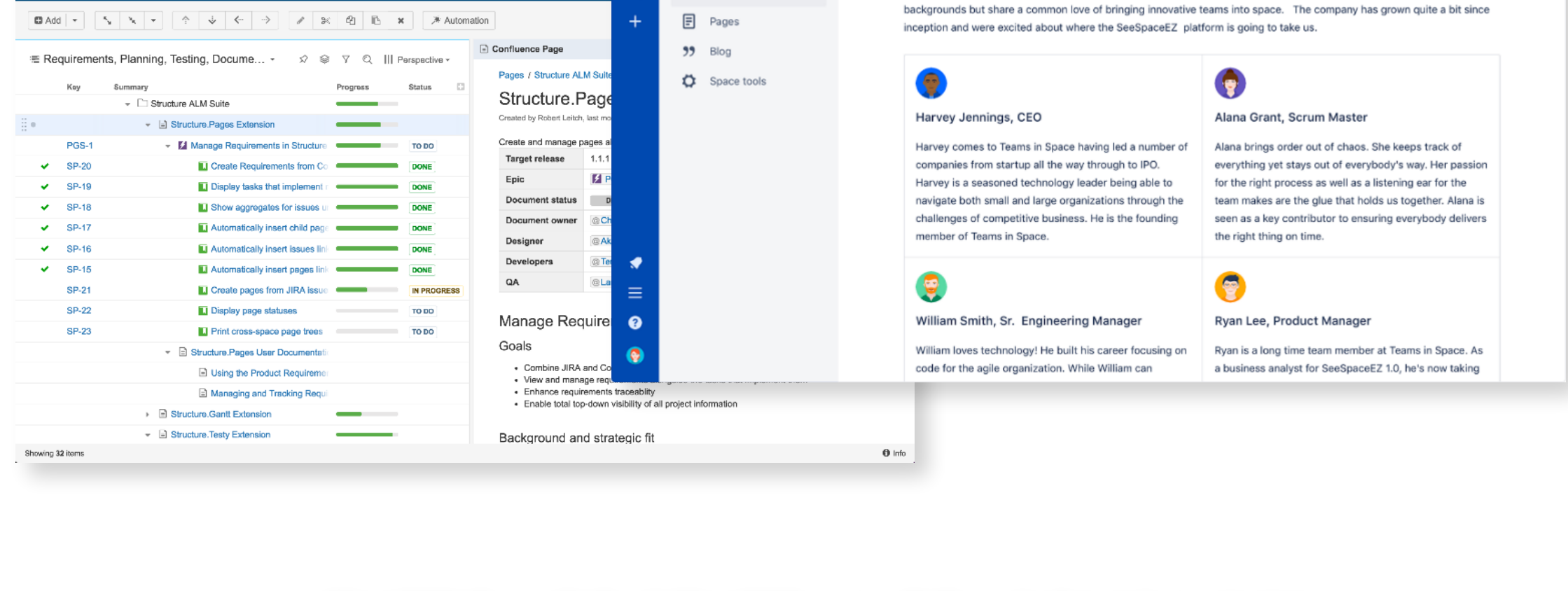
Confluence is your team's workspace where knowledge and collaboration meet to achieve great things.

Confluence comes equipped with best-practice templates so you don't need to reinvent the wheel. You can get started easily and maintain consistency across teams and projects.

With Confluence, companies and teams can create, collaborate, and organize their work in one centralized place.

When we are talking about this tool, for sure you will have a question why this tool?

Very simple, if you want to stay on track, create, collaborate, and organize their work in one place, then Confluence is definitely the right choice.



THERE ARE SEVERAL REASONS WHY THIS TOOL IS THE RIGHT ONE:

- Organize everything in one place
- Easy to use templates
- Powerful search filters
- Provide visibility into your projects
- Turn conversations into action
- Break down team silos
- Build a culture of open teamwork

MAIN USAGE OF CONFLUENCE

With Confluence, you can create separate spaces and pages where you can capture project requirements, assign tasks to specific users, add comments, collect knowledge etc.

In Confluence it's easy to organize content using templates for unified user experience, labels for content management, and create spaces for different types of documentation.

Confluence is built for every member of your team, to collaborate and organize all their work in one place. The main usage of this tool is focused on **Knowledge Management, Project Collaboration and Employee Engagement**.

As part of Knowledge Management, you can create source of truth, by collecting information that can be found easily.

As part of Project Collaboration, you can move work forward by creating meeting minutes, creating project plans and requirements etc. It's a single place for all your project documentation.

As part of the Employee Engagement, you can use it to share some information, announcements and get instant feedback.

KEY FEATURES AND BENEFITS OF CONFLUENCE

- Confluence has 4 key features that make the tool different from the other tools on the market:
- INTEGRATION

by creating structured spaces and pages that can be accessed by the teams
- FEEDBACK IN CONTEXT

by editing pages, adding comments, mentioning a team member and increasing visibility
- INTEGRATION

in order to increase the functionality and productivity of these tools, it can be integrated with Jira, Trello, Slack, Office, Drop-box, Google Drive and many other tools
- MORE THAN JUST TEXT

by creating meeting notes, storing business requirements, plans and documents, videos and pictures

There are a lot of benefits using Confluence, but we will focus only on the core ones:

A single place for all your documentation

Break down communication barriers

Build a culture of open teamwork

Confluence and Jira are like bacon and eggs, they were designed to complement each other, and have a number of integration points built-in, giving Confluence users the ability to view, interact with, and reference Jira issues from a Confluence page.

Confluence would be used for project collaboration, functional specification gathering, project discussion while viewing Jira issues or creating new ones without ever leaving Confluence.



## KEY FEATURES AND BENEFITS OF CONFLUENCE

In addition, you can find the simple plans and prices for the Confluence tool.

There is a completely free version of this tool for 10 users without any obligations.

This plan is ideal for small teams, so you can try it out.

**With this free version you are getting:**

User limit up to 10 users

Best practice template library

2 GB storage

Structured page tree

Unlimited spaces and pages

Access to Free features

Community Support

INTERWORKS

Prices that scale, for teams of all sizes

Free

**USD 0**

per user/month  
up to 10 users

[Get started](#)

Free forever  
No obligation

Standard

**USD 5**

per user/month  
11-100 users

[Start trial](#)

Free for 7 days  
No credit card needed

Premium

**USD 10**

per user/month  
1-100 users

[Start trial](#)

Free for 7 days  
No credit card needed  
[Learn more](#)

## INDUSTRIES

Regardless of the needs and requirements, these tools can be used in different industries and sectors like:

IT

Marketing

HR

Banking

Finance

Operations

And more...

INTERWORKS

INTERWORKS